

Scouts
NSW Contingent
AJ2025

A night-time photograph of a fireworks display. The sky is dark, and several large, colorful fireworks are exploding, creating bright trails of light in shades of red, blue, and green. In the foreground, a stage is visible with several large screens and lighting equipment. The overall scene is festive and celebratory.

Scouts NSW

Service Leader and Venturer Scout Service Leader Update

04 November 2024

Agenda

- Site Update
- Administration Update
- Program Update
- Health and Wellbeing Update
- Packing Day
- Travel
- Travel Plans



Welcome – where are we?



- 58 Days till the Contingent Team Depart Sydney
- 62 Days till the first NSW Contingent youth Arrive onsite
- 63 Days till the NSW Contingent Buses roll in
- 72 Days till the NSW Contingent Buses roll out
- 76 Days till the Contingent Team arrive back in Sydney

A night scene featuring a fireworks display. In the foreground, there is a stage with several large projection screens and blue lighting. The sky is dark, and multiple fireworks are exploding, creating large, colorful patterns of light in shades of red, green, and blue. The text "Site Update" is overlaid in the center of the image.

Site Update

Sites / Services & Logistics

- The Site
- Test and Tag Requirements
- Facilities not working
- Emergency Practice
- Campsite Set Up
- Jamboree Catering



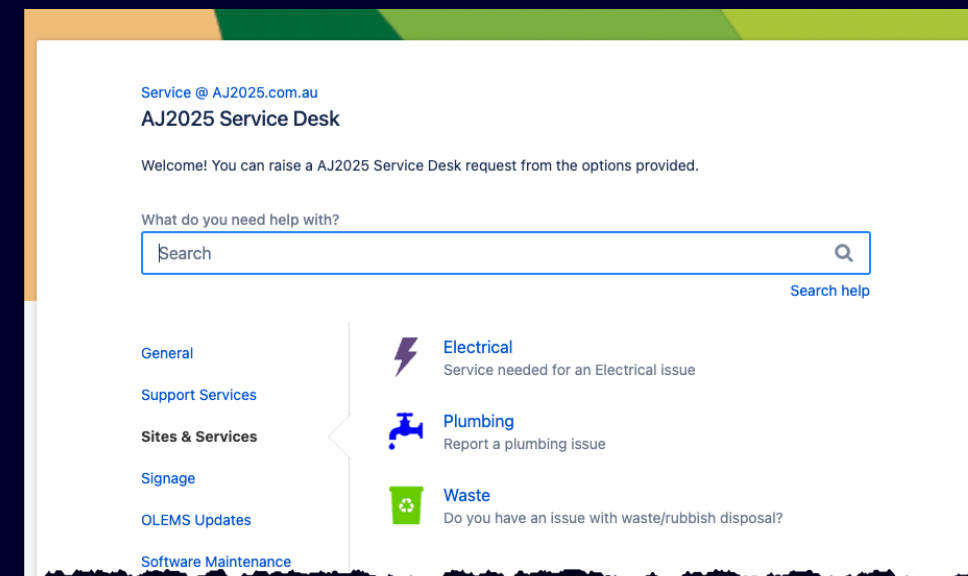
Test and Tag Requirements

- Appliances such as CPAP machines and similar must be tested and tagged
- Phone charges should
- Laptop computers must be tested and tagged
- Your local electrician will be able to assist.



Facilities not working

- A jira form for submission is available (portal access will be given so you can access this from your personal device)
- If something is not working:
 - Stay clear / keep others away from the risk
 - Report it via the Jira form



Emergency Practice

- Will be conducted Monday 6th January at 1700 hrs
- Alert Siren will be activated and the ECC will make announcements
- All participants will be required to return to their Unit Site, Sub Camp or Work Zone and remain there until the practice has concluded.
- Speak with your Sub Camp leader or Activity Leader to determine which would be best for you to return to.



Campsite Setup

- When you arrive, your Subcamp team will help Units find your allocated site.
- Please do not just set up where you feel like it.
- Your G5 Unit will be placed in a central location on the Sub Camp
- Be respectful of other peoples equipment within the G5
- Minimum expectations of camping standard for a safe & hygienic environment – included in handbook, include:
 - First aid kit
 - Drinking water
 - Handwash at gateway
 - Rubbish management
 - Fire safety
 - Food storage & hygiene
- Subcamp teams will routinely inspect camps to support everyone in meeting a minimum standard.



Jamboree Catering



- All Service Leaders and Venturer Scout Service Leaders (approx. 1,900) will eat in “The Eatery”
- Located between Mungomery & Cheeli HQ
- Contracted kitchen staff to prepare, cook, serve
- Core Meal Timings: (NB. Subject to ongoing review)
 - Breakfast: 0530 to 0700
 - Lunch: 1200 to 1300
 - Dinner: 1730 to 1900
- Options/arrangements for meals outside of core times or duty delays
- Leaders going offsite:
 - Make lunch at the self-serve buffet immediately after breakfast
- First meal is Lunch on the 6th January
 - The Contingent team is working on Breakfast for everyone at the moment)

A night scene of a fireworks display. The sky is dark, and several large, colorful fireworks are exploding, creating bright trails of light in shades of red, green, and blue. In the foreground, a stage is visible with several large screens and a crowd of people. The overall atmosphere is festive and celebratory.

Administration Update

Administration

- Job allocations
- Youth & Adult Handbooks
- ID Cards
- Adult Communications
- Incident Reporting



Job Allocations



- The JOC are working through these are the moment
- Expecting within the next 2 weeks.
- Will appear at the bottom of your OLEMS Application, Skill / Job tab

A screenshot of a web form titled "Final Job Allocation" within the OLEMS system. The form is divided into several sections. At the top, there is a "Skill" section with a dropdown menu labeled "Select a Skill". Below this is the "Final Job Allocation" section, which contains several fields: "Directorate:" with a dropdown menu showing "Contingent"; "Team:" with a dropdown menu showing "NSW"; "Team Number:" with a text input field containing "9602"; "Unit Number:" with a dropdown menu showing "V001"; and "Set accommodation location:" with a checked checkbox. The form is presented in a clean, white interface with a light gray border.

Youth & Adult Handbooks



- Online only via a Wiki in Jira
- Accessible from a Personal Device connected to the internet
- Will be published early November
- Will be updated as information changes, whilst maintaining a history of what has been published

ID Cards

- Will be distributed by the NSW Contingent upon your arrival
- If you find a Lost card, it needs to be handed in to the Jamboree Support Centre and NOT the individual or Contingent HQ.
- Your ID card must be with you at all times.
- You must scan your card:
 - On and Offsite
 - Into the Eatery
 - Into and out of First Aid / Medical Centre



Adult Communications



- Daily SMS message to be sent to adults and Venturer Scout Service Leaders.
- Will be sent to the *(primary)* number registered within OLEMS
 - CHECK you have updated this number to the number YOU will have onsite. (Venturer Scouts – NOT YOUR PARENTS NUMBER)
- Headline announcements:
 - Weather alerts
 - Special program mentions
 - General announcements about operations



Incident Reporting



- Three Phases
 - Report
 - Response
 - Investigation and Review
- All reporting is via a Jira Form
- Reporting for Incidents, Hazards, Near Misses
- Child Safe via a different form
- Remember – QLD Is a Mandatory Reporting State (All mandatory reporting is to the ECC) for all members 18 years and over.

A night scene of a fireworks display. The sky is dark, and several large, colorful fireworks are exploding, creating bright trails of light in shades of red, blue, and green. In the foreground, a stage is visible with a large screen and other equipment. The overall atmosphere is festive and celebratory.

Health and Wellbeing Update

Health & Wellbeing

- Your Wellbeing Team
- Medical Centre
- First Aid
- Heat Exposure
- Medication Management



Your Wellbeing Team



- The role of the CWL is to provide support for any health and wellbeing matters that require escalation.
- CWLs also act as a communication channel from the contingent down and from the participants up.
- It is a tough job! Please make them feel welcome and loved!
- Contact phone numbers for these members will be given to you with your ID Card.


Meet your Wellbeing Team



- Alice Chaffey



- Beth Mitchell



- Corey Belan



Medical Centre

- Opens official from 5th January
- Staffed by doctors, nurses and limited allied health (Dental, Pharmacy & Physio)
- Will be open 24/7
- Encourage attendance to the Market Place first aid post first



A participant requires first aid

- First aid sites
- **There will be coverage at the following locations**
 - Market Place – 0800 to 2300 hrs
 - Subcamps – 0700 to 0900 hrs and then 1700 to 2200 hrs
 - Off-site Activities 0900 to 1700 hrs. First aiders will travel on buses
 - On-site activities 0900 to 1700 hrs.
- First aid procedure
- Referral to Medical centre



Heat Exposure



- It is imperative that all participants maintain adequate amounts of cool liquids.
- Consumption of electrolyte replacement products, sports drinks and energy drinks are not recommended
 - When used incorrectly, they can cause more problems than they can solve
- Recommendations are cool liquids, sucking on ice, frozen fruit (recommend watermelon and other juicy fruits).
- Water & Cordial will be available at all first aid posts & medical centre.
- Wide Brim hats & collared shirts also help.

Medication Management



- Please bring all medication you need for the event including Panadol
- Medication should be stored in multi-dose medication pack / dose administration aid (webster Pak)
- Ensure OLEMS is up to date with your information
- If you need someone to manage your medication for you, please reach out to NSW.Contingent@nsw.scouts.com.au

A night scene of a fireworks display. The sky is dark, and several large, colorful fireworks are exploding. The fireworks are primarily red, green, and blue. In the foreground, there is a stage with a large screen and some equipment. The overall atmosphere is festive and celebratory.

Program Update

Program

- Offsite
 - Your Attraction
 - Australia Zoo
 - Your Sights
 - Maryborough Tour
 - Your Seaside
 - Water Activities
- Leaders (Inc Venturer Scout Service Leaders)
 - Your Escape
- Onsite
 - Your Action
 - SIA Adventure and Sports
 - Your Adventure
 - SIA Adventure and Sports
 - Your Challenge
 - Obstacle Challenge Course
 - Your Choice
 - Drop-in activities primarily for Duty Patrol
 - Your Discovery
 - STEM
 - Your Summit
 - OAS Vertical
 - Your Entertainment



Your Escape

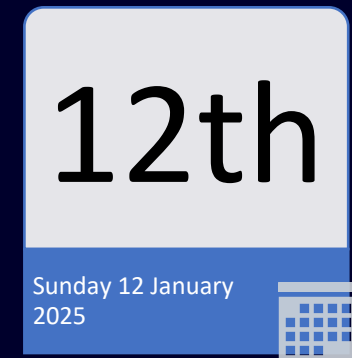
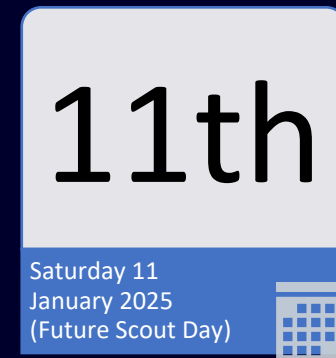
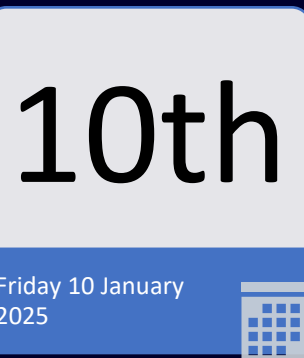
- Duration: Varied
- An opportunity for activity leaders to escape the hustle and bustle of Jamboree life. Get out and see the sights of Maryborough City and the attractions it has to offer. Leaders will be able to book in to activities and take the day off. There are limited spaces on some activities and bookings are essential
- Bundaberg Rum Distillery.
- Day visit to local sites in Gympie township.
- Leaders Club.
- Maryborough shuttle.
- Self-guided tours of Maryborough City
- Take a trip to Australia Zoo and see the home of the Croc Hunter.
- Visit K'Gari and explore the creeks and beaches on a 4WD tour.
- Wine and cheese tours, brewery visits.



Visitors Day



- All visitors will need to book to attend a Visitors Day.
- There is NO personal vehicle access to the Jamboree site. Must park at the designated off-site visitor parking location.
- Maryborough Speedway, Gympie Road, Tinana
- Group transport Vehicles will be permitted direct access to the Bus Terminal area via Gate A, if displaying an authorised access permit on arrival.
- No blue card needed



A night scene of a fireworks display. The sky is dark, and several large, colorful fireworks are exploding. The fireworks are primarily red, white, and blue, with some green and purple. The explosions are in various shapes, including large, fan-like bursts and smaller, more intricate patterns. In the foreground, there is a stage with a large canopy and several screens. The stage is lit with blue and white lights. The overall atmosphere is festive and celebratory.

Packing Day

Packing Day

- Saturday 16th of November @ Cataract Scout Park
- Gates open from 7:30 AM
- Service Leaders allocate to sleep with Jamboree Units:
 - Pack your equipment and gear in the Unit G5
- Non allocated Service Leaders, and Venturer Scout Service Leaders.
 - Pack your gear in the respective G5 Units for Service Leaders or Venturer Scout Service Leaders



Space Allocation

- Ideally, you will have partnered up with someone to camp with and share a tent with.
- Venturer Scouts, this should be someone from within your allocated Jamboree Unit (The JOC Should have made contact with you)
- If not, please consider a maximum of a 4-person tent for yourself. No bigger.
- In the G5, you place your tent, chair (if you want one) & stretcher.
- Ensure everything is clearly labelled with your name and phone number.
- You can take on the Bus with you 1x 90L bag



Packing Day Process



1. Arrive at Cataract and follow directions of staff.
2. You will likely be directed through the Contingent Compound past the Containers.
3. Next stop, you'll be directed to site 1 or 10 to drop off any gear.
4. Next you proceed back to the Contingent Shed to collect your Merchandise.

Unable to collect your gear in person?

As per your Special Edition newsletter, complete the online form to tell us WHO is collecting your gear!



Travel dates and times



- Bus allocations are still being finalised and once they are confirmed, each person on the Contingent will receive an email.
- Collection points have been finalised and with the contractor for feedback.
- Independent travel dates and times are still to be confirmed. Likely to be dropped off by 9am on 6 Jan at Baddow Scout Hall, and collection from 7am 16 Jan from Baddow Scout Hall.
- ALL TBC!

Travel dates and times cont.



- NSW Contingent arrives on 6 January between 6am – 8am
- Members are to arrive onsite in the NSW Contingent Shirt and Jamboree Scarf
- We depart between 11pm and 1am on 15/16 January.
- What can I take on the bus?
 - 1 x mid sized esky for travel food
 - Any solar panels / batteries (must be in battery box)
 - 1 x 90L roller bag per person.
- Your Coach Captain will make contact with you.


A few quick reminders

- Any questions – nsw.contingent@nsw.scouts.com.au please do not email members of the JOC directly
- Concerns from a Health and Wellbeing perspective can be raised through your Contingent Wellbeing Leader
- Blue Cards and outstanding payments
- We are all volunteers and doing our best, remember to abide by the Scout law and promise in all we do.



A night scene of a fireworks display. In the foreground, a stage with several large projection screens is visible, illuminated with blue and purple lights. The sky is dark, and two large fireworks are exploding. The one on the left is a fan-shaped burst of red, white, and blue streaks. The one on the right is a large, multi-colored starburst with red, white, and blue streaks. The text "Q&A" is overlaid in the center of the image in a large, white, sans-serif font.

Q&A



Scouts
NSW Contingent
AJ2025